



English Marking Symbols

Below are symbols that your teachers will use when marking your work and an explanation to show what they mean.

Highlighted learning objective and success criteria means:










Achieved

Not quite

Not achieved

Throughout your work highlighting will be present.

Green is for GOOD. Pink is for THINK.

Adult assisted work	 	Independent work	
Spelling to be corrected		Incorrect punctuation / capital letters	
Word / phrase missing		Great word choice	
Can't be understood		House point	
Verbal feedback given	